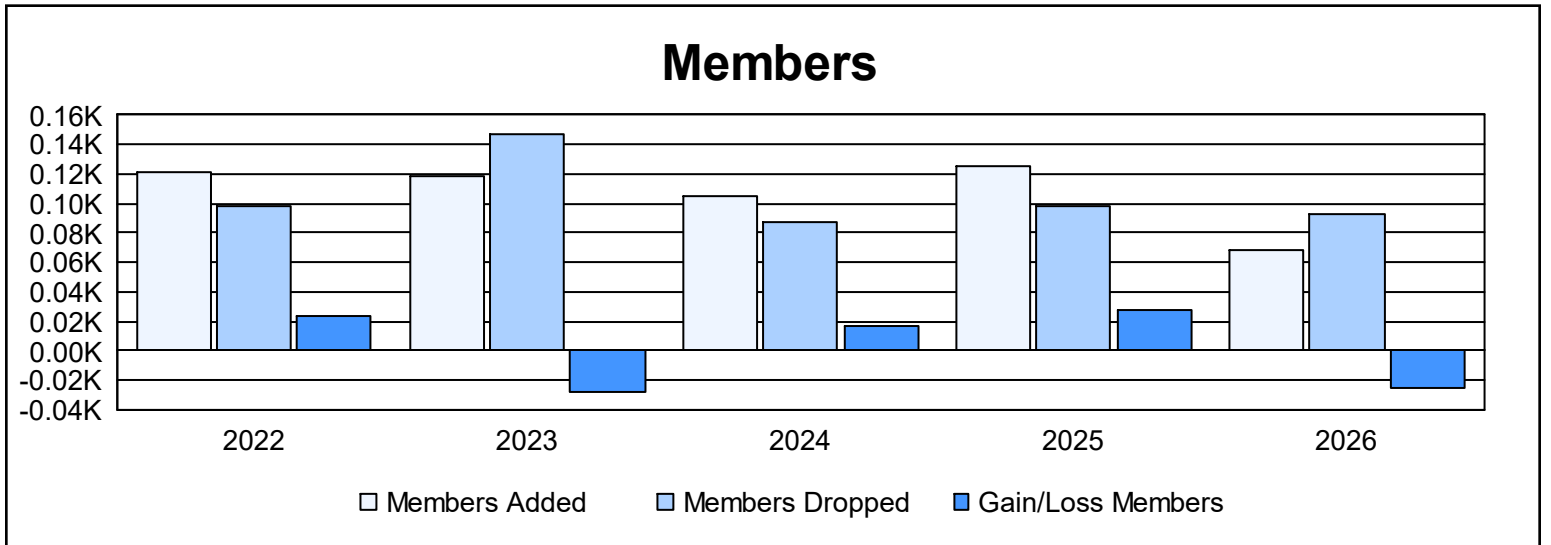
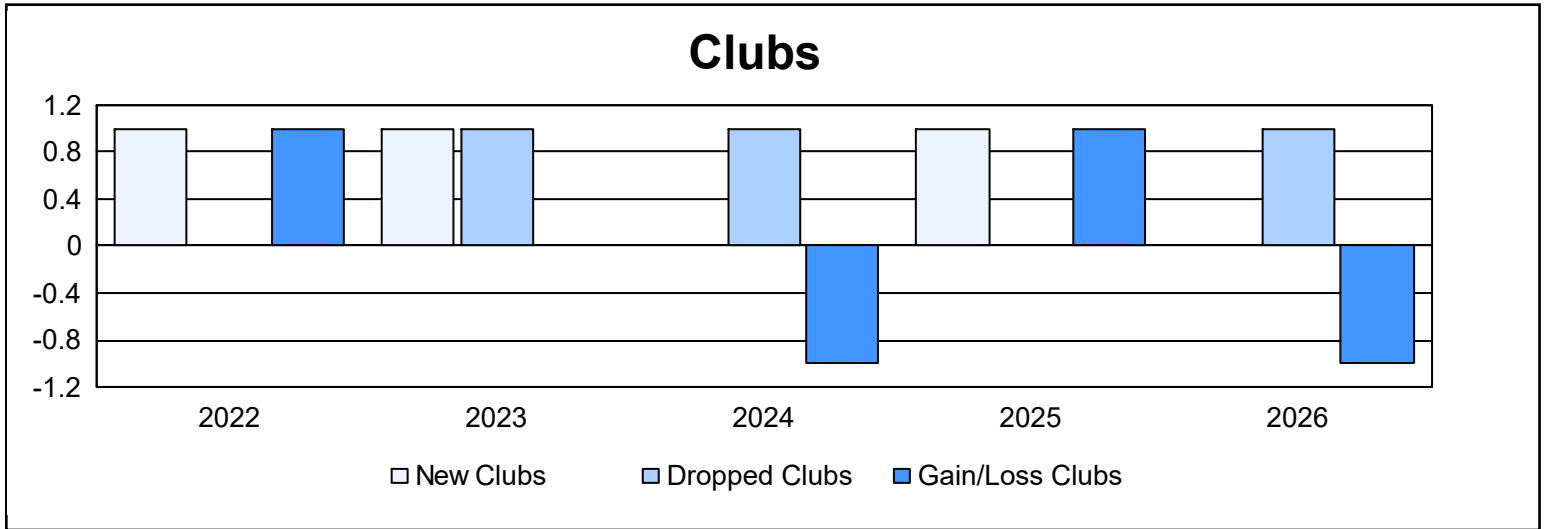
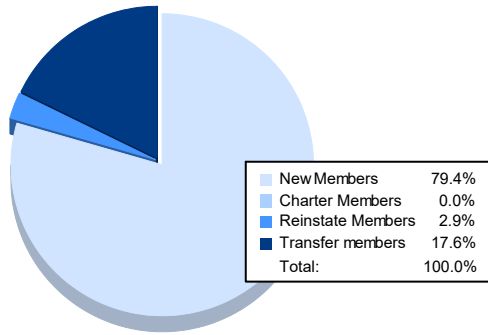


Year	New Clubs	Dropped Clubs	Gain/ Loss Clubs	New Members	Charter Members	Reinstate Members	Transfer Members	Total Member Added	Total Members Dropped	Gain/ Loss Members
2021-2022	1	0	1	83	24	14	0	121	98	23
2022-2023	1	1	0	84	29	1	5	119	147	-28
2023-2024	0	1	-1	100	0	1	4	105	88	17
2024-2025	1	0	1	83	34	3	5	125	98	27
2025-2026	0	1	-1	54	0	2	12	68	93	-25
<b>Average</b>	<b>1</b>	<b>1</b>	<b>0</b>	<b>81</b>	<b>17</b>	<b>4</b>	<b>5</b>	<b>108</b>	<b>105</b>	<b>3</b>



### Membership Composition January 2026 Cumulative



### Gender Composition January 2026 Cumulative

